

FPI-2000

Folder-Inserters



SAY GOODBYE TO THE TEDIOUS AND STRESSFUL TASK OF HAND-FOLDING, COLLATING AND INSERTING INVOICES OR BROCHURES...THE FPI-2000 SERIES WILL WIN YOU OVER WITH ITS EASE OF OPERATION AND RELIABILITY.

A neat, clean fold transforms any document into a professional-looking brochure. Adding an insert to a letter creates a more effective mail piece. The **FPI-2000** series of tabletop mail folder/inserters quickly and easily gets business letters, advertising mailings, invoices, and other documents into the mail — with or without enclosures. The fold function can fit documents of various sizes into #10 or 6"x 9" envelopes. Every kind of commonly-used fold can be selected to quickly produce brochures or flyers: single-fold, Z-fold, double-parallel, or C-fold. The insert function easily adds small formats, pre-folded materials, reply cards, or return envelopes to letters for efficient and effective mail packages.



MAILINGSOLUTIONS
AN FP GROUP COMPANY

FPI-2000 Folder-Inserters

KEY ADVANTAGES

Folding/Inserting equipment can automate a very time-consuming part of your mailroom process by providing an efficient, cost-effective, and more professional way to prepare your mail package materials. Designed for small to moderate quantities of mail, the **FPI-2000** tabletop series is attractive, fast, and extremely simple to use. Up to three automatic feeder stations provide maximum versatility and capacity — they quickly and quietly perform a variety of applications, from daily miscellaneous mail to multi-part mass mailings.

DAILY MAIL FUNCTION

Each model includes a manual feeder for handling daily mail. It enables the operator to feed up to five sheets of paper (loose or stapled) by hand and add an automatically-fed enclosure if desired.

FEEDER SWAP

Inserters equipped with more than one document station can be set up for uninterrupted operation when processing high-volume, single-item mailings with or without enclosures. When one station empties, the other station starts automatically, enabling the first to be refilled without pause.

MULTI-PAGE FEEDS

Each automatic document station can be set to feed several sheets per envelope. Feed, fold, and insert up to three sheets per job, or up to five sheets when using OMR.



STANDARD FEATURES

FILL & START

Enables anyone to operate the system without special training. Simply select desired functions and let the machine complete all necessary material measurements and adjustments before starting the job. Settings for specific tasks can be saved in the programmable nine-job memory.

REAL SHEET CONTROL

The safest and most reliable double-feed detector in this inserter class. Performs an actual measurement of paper thickness, eliminating false double-feed messages that document colors and printing can produce with optical detecting sensors. The automatic double-feed detector can be turned off for specific jobs or in each individual feeder.






FIVE-IN-ONE FOLDING

A sturdy, quiet folding mechanism neatly folds up to five sheets of material in varying sizes — loose or stapled.

EASY ACCESS

A hinged lid enables easy access to the interior of the inserter. Should a paper jam occur, the document can be quickly and cleanly retrieved undamaged.



INTERACTIVE DISPLAY

The user-friendly control panel displays folding and inserting functions for push-button selection. Parameters for up to nine different jobs (settings for document composition, type of fold, fold location, document alignment, address location) can be saved and automatically retrieved.

COMPONENT OPTIONS

OMR

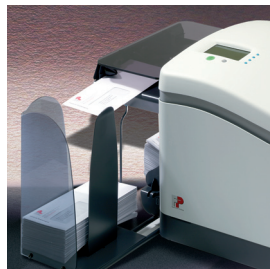
Automatic Optical Mark Recognition (OMR). The inserter can “read” coded marks on documents to reliably determine the number and sequence of documents intended for a single addressee. This is especially useful for mailing multi-page invoices.

HIGH-VOLUME ENVELOPE HOPPER

Eases the collection of finished envelopes. The time- and space-saving design delivers filled envelopes to an extra-large, side-mounted envelope hopper.

SIDE EXIT TRAY

Enhance the professional image and efficiency of all your mailings. The side exit tray automatically connects to the FP **ultimail™** digital mailing system for easy collating and stacking.



SYSTEM SPECIFICATIONS

DOCUMENT FEEDER

| | |
|---|--|
| Document Width | 5.1" to 9.0" |
| Document Height | 3.5" to 14.0" |
| Paper Quality | 15.0 lb. to 62.5 lb. (coated/uncoated) |
| Capacity | 325 sheets per station |
| Sheets/Weight with Multiple-Feed | 5 sheets (20.0 lb.) with enclosure |

SUPPLEMENT FEEDER

| | |
|-------------------------------|---|
| Small Formats | 5.5" to 9.5" |
| Pre-Folded Supplements | 3.5" to 6.3" |
| Capacity | Up to 325 single-sheet supplements (20.0 lb. paper) |

ENVELOPES (with or without addresses; windows)

| | |
|-----------------|----------------|
| Sizes | #10 or 6" x 9" |
| Capacity | 150 envelopes |

FOLDING AND INSERTING PERFORMANCE

| | |
|------------------|--------------------------|
| Folding | 5 sheets maximum |
| Inserting | 2,200 letters/hour (max) |

GENERAL

| | |
|--------------------------------|---|
| Fold Types | Single-fold, Z-fold, double-parallel fold, or C-fold (l to r) |
| Programmable Job Memory | 9 |
| Dimensions | 16.5"w x 20.0"h x 47.0"l |
| Weight (FPI-2020) | 165 lbs. |
| Certification | C, IEC 60950 |




* Specifications subject to change without notice

The **FPI-2000** series consists of the **FPI-2015**, **FPI-2020**, and **FPI-2025** models:

FPI-2015 features one automatic 8½" x 11" document station that feeds materials page by page. A second automatic station (up to 8½" x 14") feeds envelope-shaped enclosures for assembling multi-part mailings, such as letters, flyers, and business reply envelopes.

FPI-2020 is equipped with two automatic document stations that can be set up to feed 8½" x 11" formats, as well as envelope-shaped enclosures such as brochures, flyers, reply cards, or envelopes.

FPI-2025 consists of two automatic 8½" x 11" document stations plus an enclosure feeder for assembling multi-part mailings, including letters, flyers, and business reply envelopes.

| TECHNICAL DATA |  |  |  |
|--|---|--|---|
| | FPI-2015 | FPI-2020 | FPI-2025 |
| FUNCTIONS | | | |
| Automatic feeder stations | 2 | 2 | 3 |
| 8½" x 11" feeder stations | 1 | 2 | 2 |
| Multiple document feed | Yes | Yes | Yes |
| Feeder-swap (depending on document size) | Yes | Yes | Yes |
| Manual feed for up to five sheets | Yes | Yes | Yes |
| Feed supplementary document (envelope-sized) | Yes | Yes | Yes |
| Feed a second supplementary document (envelope-sized) | No | No | Yes |
| Programmable job memory | 9 | 9 | 9 |
| Item counter (job/total) | Yes | Yes | Yes |
| Fill & start function | Yes | Yes | Yes |
| Real sheet control | Yes | Yes | Yes |
| Quiet operation for office environment (ISO 11203) | Yes | Yes | Yes |
| OPTIONS | | | |
| OMR | No | No | Yes |
| Side exit with extra capacity envelope hopper | Yes | Yes | Yes |
| Side exit envelope output for on-line postage meter connection | Yes | Yes | Yes |

Call your FP representative today to order your **FPI-2000** Series Folder/Inserter and ask about our family of mailing systems and solutions.

When you have questions, we have solutions. Our commitment to fast, attentive customer service is just one of the reasons why we're the fastest-growing USPS®-approved mailing systems vendor in the U.S.